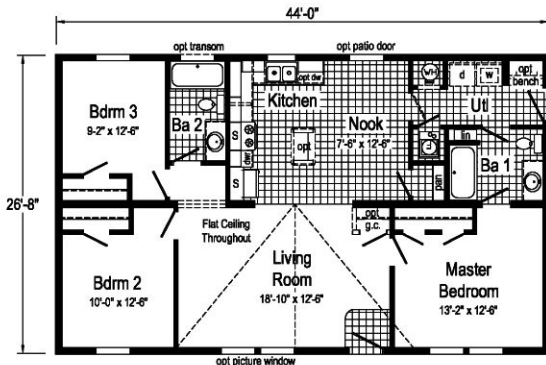




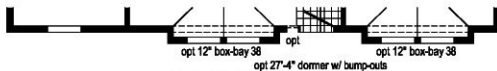
Note: Because of varying state requirements and optional equipment some or all of the utility locations might change per floor plan (ie; furnaces, wh, stairwell). Consult your sales representative for exact specifications.

S = Std. 4" staggered cabinet / opt 12" staggered / N/A with opt. cathedral ceiling

RG705-A



RG705-A 2844 Approx. 1173 Sq. Ft.



Curb Side Exterior Options

Birch