

RX844-A

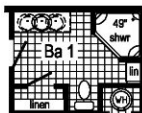
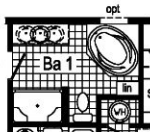


Optional Chef's Signature Hood

(only with flat ceiling)

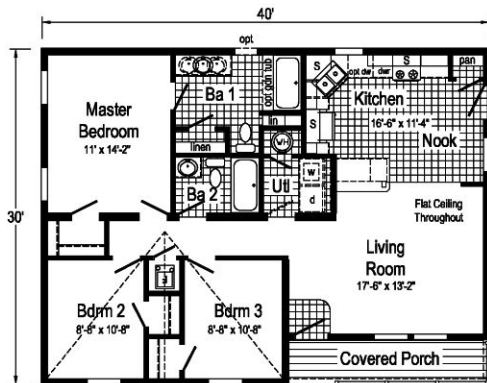
Optional Glamour Bath

(omits linen)



Opt. Corner Shower

S = Std. 4" staggered cabinet/opt 12" staggered
/ N/A with opt. cathedral ceiling



RX844-A 3240 Approx. 1128 Sq. Ft.

Note: Because of varying state requirements and optional equipment, some or all of the utility locations might change per floor plan (ie: furnaces, w/h, stairwell). Consult your sales representative for exact specifications.



Optional Stairwell

(omits base cab w/ bar & bath 1 lin)



Alternate Plan without Covered Porch

Approx. 1200 Sq. Ft.

Elmwood