



- Options Pictured:**
- 7/12 Roof
 - Round Top Front Door
 - Discontinued - See Page 4 for Selections
 - 27'4" Dormer with Bumpout
 - Vertical Siding
 - Shake Siding Accent
 - Utility Room Door

Crawford

Additional Options Built On-Site by Others

Model: 460A 2866

Square Feet: 1980

Bedrooms: 3

Bathrooms: 2

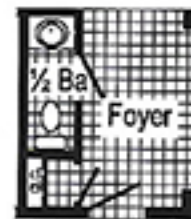
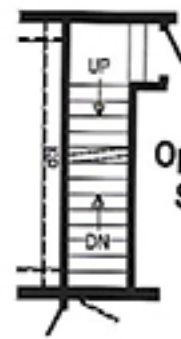


Optional Stairwell



Great Room
18'-0" X 18'-4"

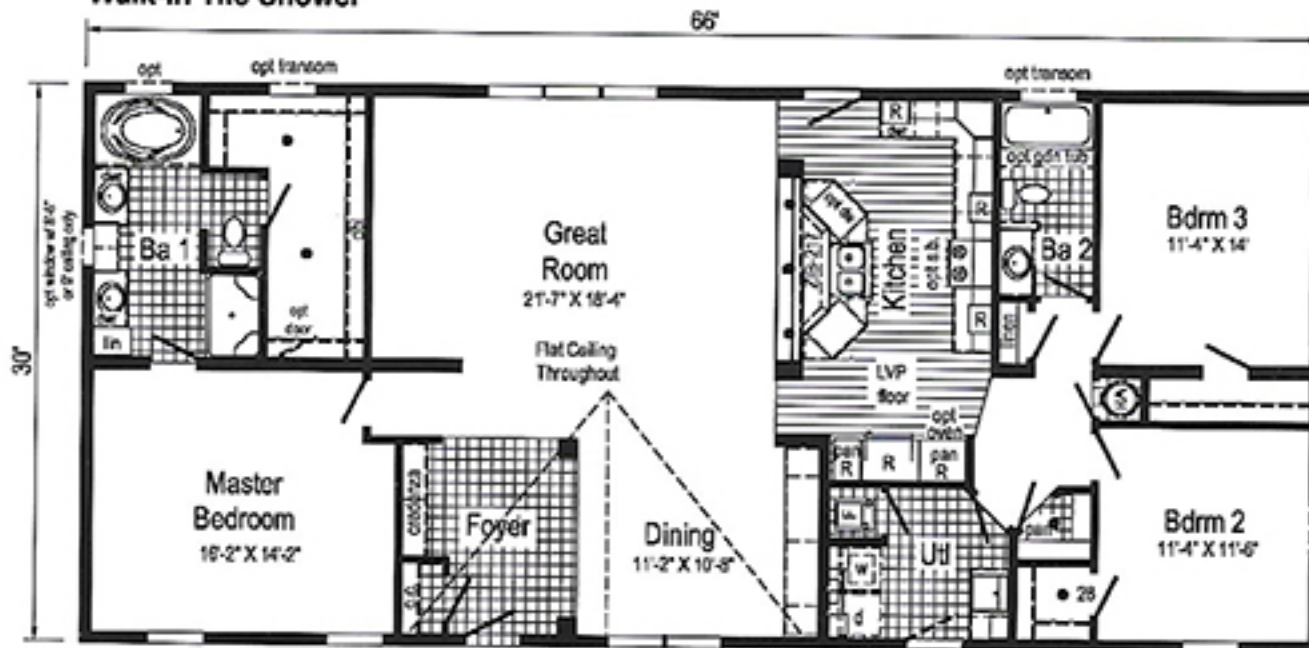
Opt Attic Stairs



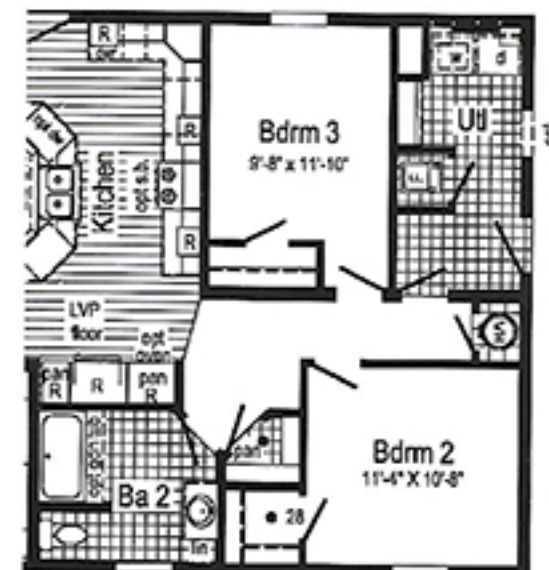
Optional 1/2 Bath
(omits credenza)



Opt Beverage Center with Sliding Doors
(replaces base cabinets at Dining)



Note: A portion of the kitchen flooring is installed on site. ● = Std. can light R = Std. 12" staggered cabinet



Optional End Utility Configuration

3266 1980 Sq. Ft.

