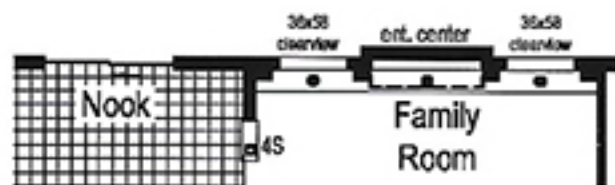


Sprucewood (763A)

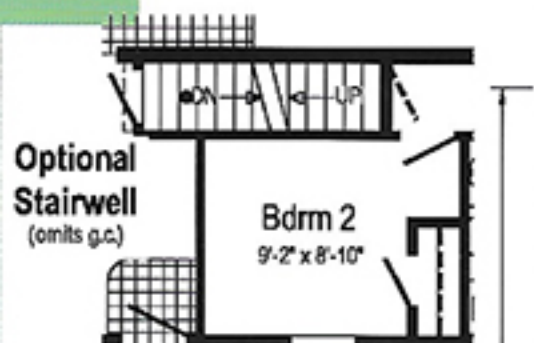
2864 - Approx 1707 Sq. Ft.



Optional Chef's Signature Hood
(only with flat ceiling)



Optional Clearview Entertainment Wall
opt. patio door at nook required with this option



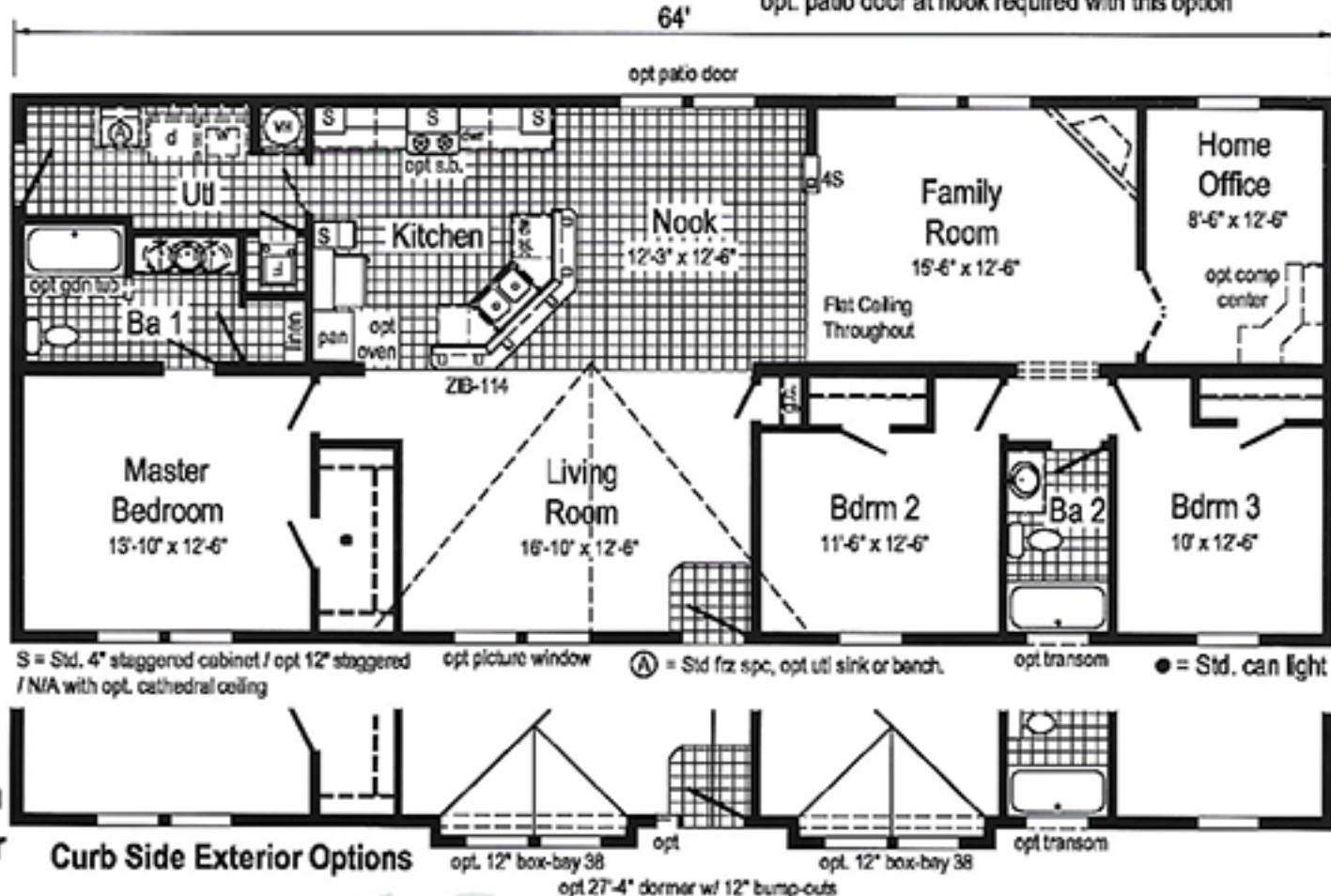
Optional Stairwell
(omits g.c.)



Opt. Corner Shower



Optional 4'x6' Walk-In Tile Shower
(omits liner)



S = Std. 4" staggered cabinet / opt 12" staggered / N/A with opt. cathedral ceiling
 opt picture window A = Std. fix. spc, opt. utl sink or bench
 opt transom ● = Std. can light

Curb Side Exterior Options

opt. 12" box-bay 38 opt.
 opt. 27'-4" dormer w/ 12" bump-outs opt. 12" box-bay 38